

nuvo

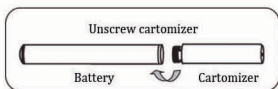
ELECTRONIC CIGARETTE

Using your NUVO ecigarette


Use a Nuvocig in the same manner as you would a regular cigarette. For the best experience, take longer, slower pulls.

Charging your NUVO ecigarette

During use, the ecig indicator light will flash 10 times, to indicate battery needs recharged.



step 1



step 2

The indicator light on the battery is solid during charging and will turn off when battery is fully charged. Full charge time is about 2 hours.*

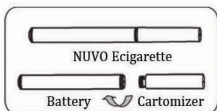
*For optimum performance, charge 8 - 12 hours for the first time to ensure the battery reaches maximum charging capacity.

Cartomizer installation

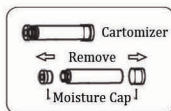
Step 1: Unscrew the empty cartomizer and dispose of properly.

Step 2: Open a new cartomizer and remove the moisture caps.

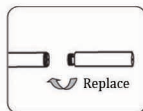
Step 3: Screw the new cartomizer into the battery.



step 1



step 2



step 3

Note: Once the cartomizer is opened, it is recommended to use within 2 weeks to maintain freshness.

For more information and special offers, visit our website at:

www.nuvocig.com

Nicotine is an addictive substance. This product is intended for use by adults over the age of 18 only. It is not recommended for pregnant or nursing women. KEEP OUT OF REACH OF CHILDREN

